

PnP Complete R/O System – Twist type (PNPCUT08)



Head Connector : PNPHT05
Replacement Cartridge 11”

Model	1 stage	2 stage	3 stage	4 stage
50GPD	PNPFTT03	PNPFTT07	PNPFTT27	PNPFTT19
60GPD	PNPFTT03	PNPFTT07	PNPFTT37	PNPFTT19
80GPD	PNPFTT03	PNPFTT07	PNPFTT38	PNPFTT19

FEATURES & BENEFITS

- < Benefits of PnP system >
 - Sanitary and convenience quick cartridge change system to prevent contaminations.
 - Automatic shutoff during filter replacement.
 - Convenient installation & Space efficiency.
- < System composition >
 - System: MF – Carbon Block
- RO - GAC
 - Sediment filter remove rust, sand, dust, impurity.
 - Carbon block reduce Chlorine and organic compounds.
 - RO remove minute bacteria, virus, organic compounds, heavy metal and ion substance
 - GAC filter remove bad smell and taste, pigment.

Installation


- Can use it for home water purification system by tap water.
- Need pretreatment with tap water which have exceed in using condition.
- Do not use with water that is microbiologically unsafe or unknown quality without adequate disinfection before or after the system.
- Use 1/2 “ thread connection for easy cartridge replacement. Please check the size before using it.

Operation

- Change cartridges on the regular month to prevent deterioration of water quality.
- Filter life cycle can be changed by tap water quality.
(Calculated by 10L/day)
- Keep a optimal using water pressure and temperature.

Application

- Water Purifier, Refrigerator, Dish Washer
- Coffee maker, Ice maker
- Washing machine, Bidet, Under sink, Softener



Specifications

Overall Dimensions

290.5(W)*90.5(D)*342.75(H)mm

Service Flow Rate

50GPD / 60GPD / 80GPD

Rated Capacity

MF – 686 gallons (2,600L)

Carbon Block - 686 gallons (2,600L)

RO – 2,905 gallons (11,000L)

GAC – 1,505 gallons (5,700L)

(10~ 15 L / day)

Pressure Requirements

7~ 57psi (0.4~ 3.9bar)

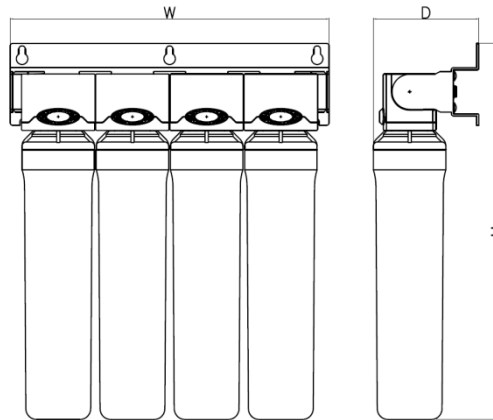
Temperature

40- 100° F

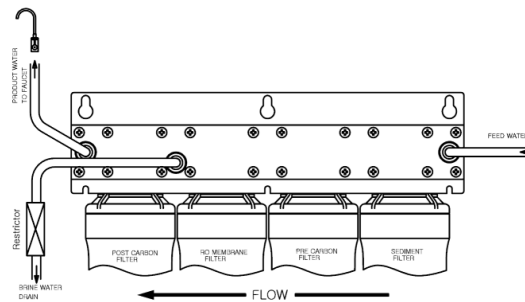
(2- 38° C) cold water use only

PNPCUT08

PnP Complete R/O System – Twist type



Installation



IMPORTANT : WARRANTY

- Please read manual for better installation, using and maintenance.
- Check connections between all parts before using it.
- Flush the filter cartridge at time of installation and cartridge change.
- Please turn off the valve at water leak.
- Please turn off the valve with long time no use. (For protect water leak from high water pressure)
- Flush the filter cartridge before suing it after long time no use.

picogram

Invisible World, Picogram Technology!

Address : 48- 213 Samjeong- dong, Ojeong- gu, Bucheon- si, Korea 421- 808

(TEL : ++82- 32- 6785- 114 / FAX : ++82- 32- 6789- 222)

www.picogram.com / sales@picogram.co.kr



picogram
PICOGRAM CO., LTD.



PnP Complete R/O System – Push type (PNPCUP08)



Head Connector : PNPHDP05

Replacement Cartridge 11"

Model	1 stage	2 stage	3 stage	4 stage
50GPD	PNPFTP03	PNPFTP07	PNPFTP27	PNPFTP19
60GPD	PNPFTP03	PNPFTP07	PNPFTP37	PNPFTP19
80GPD	PNPFTP03	PNPFTP07	PNPFTP38	PNPFTP19

FEATURES & BENEFITS

< Benefits of PnP system >

- Sanitary and convenience quick cartridge change system to prevent contaminations.
- Automatic shutoff during filter replacement.
- Convenient installation & Space efficiency.

< System composition >

- System: MF – Carbon Block
- RO - GAC
- Sediment filter remove rust, sand, dust, impurity.
- Carbon block reduce Chlorine and organic compounds.
- RO remove minute bacteria, virus, organic compounds, heavy metal and ion substance
- GAC filter remove bad smell and taste, pigment.

Installation

- Can use it for home water purification system by tap water.
- Need pretreatment with tap water which have exceed in using condition.
- Do not use with water that is microbiologically unsafe or unknown quality without adequate disinfection before or after the system.
- Use 1/2 " thread connection for easy cartridge replacement. Please check the size before using it.

Operation

- Change cartridges on the regular month to prevent deterioration of water quality.
- Filter life cycle can be changed by tap water quality.
(Calculated by 10L/day)
- Keep a optimal using water pressure and temperature.

Application

- Water Purifier, Refrigerator, Dish Washer
- Coffee maker, Ice maker
- Washing machine, Bidet, Under sink, Softener



Specifications

Overall Dimensions

290.5(W)*90.5(D)*342.75(H)mm

Service Flow Rate

50GPD / 60GPD / 80GPD

Rated Capacity

MF – 686 gallons (2,600L)

Carbon Block - 686 gallons (2,600L)

RO – 2,905 gallons (11,000L)

GAC – 1,505 gallons (5,700L)

(10~ 15 L / day)

Pressure Requirements

7~ 57psi (0.4~ 3.9bar)

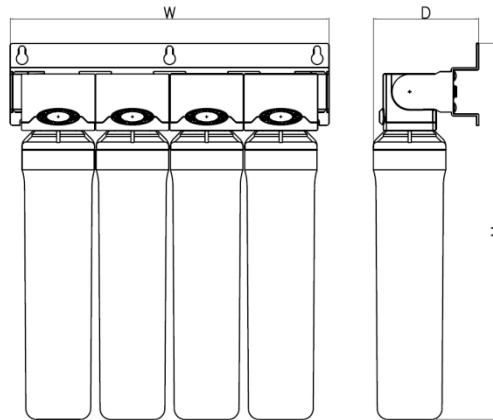
Temperature

40- 100° F

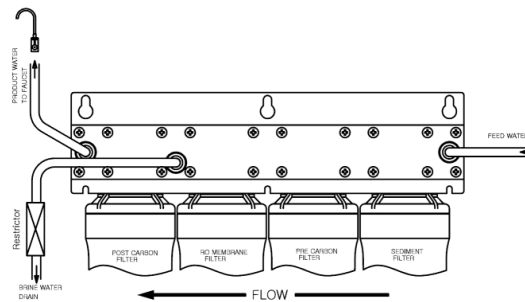
(2- 38° C) cold water use only

PNPCUP08

PnP Complete R/O System – Push type



Installation



IMPORTANT : WARRANTY

- Please read manual for better installation, using and maintenance.
- Check connections between all parts before using it.
- Flush the filter cartridge at time of installation and cartridge change.
- Please turn off the valve at water leak.
- Please turn off the valve with long time no use. (For protect water leak from high water pressure)
- Flush the filter cartridge before suing it after long time no use.

picogram

Invisible World, Picogram Technology!

Address : 48- 213 Samjeong- dong, Ojeong- gu, Bucheon- si, Korea 421- 808

(TEL : ++82- 32- 6785- 114 / FAX : ++82- 32- 6789- 222)

www.picogram.com / sales@picogram.co.kr



picogram
PICOGRAM CO., LTD.